

Just Growth Work Group

07.18.2017

INVESTING *in* PLACE

Agenda

INVESTING *in* PLACE

- **2:30pm :**
Welcome/Introductions
 - **2:40pm :**
What is the PAC
 - **2:50pm :**
**Measure M Guidelines -
What next?**
 - **3:20pm :**
Engaging with the COG
 - **3:50pm :**
**What's Next for
Investing in Place**
-

The Role of the PAC

- **Review, comment, and provide input on :**
 - Measure M Guidelines
 - Long Range Transportation Plan
 - Other items the Metro Board of Directors request
- **Partner to Metro's community outreach**
 - Outreach and disseminate information to their respective communities/constituents

Terms

- **2 year terms/leadership 1 year term**

Issues

- **Measure M Administrative Procedures**
- **Long Range Transportation Plan**
- **Equity**

INVESTING *in* PLACE

General Recommendations

DRAFT

Complete Streets

Support TDM, not just capital projects

Eliminate first come, first served

Equity

Clarity on TOC program/eligibility

FINAL

 Complete Streets

 Support TDM, not just capital projects

 Eliminate first come, first served

 Equity

 Clarity on TOC program/eligibility

INVESTING *in* PLACE

Multiyear Subregional Programs

DRAFT

Develop guidelines up to one year

Mobility Matrices - allow more community-based projects

Include administration costs for MSP planning

Develop transparent and accountability measures for COGs

FINAL

+ Develop guidelines up to one year

+ Mobility Matrices - allow more community-based projects

+ Include administration costs for MSP planning

+ Develop transparent and accountability measures for COGs

INVESTING *in* PLACE

Highway Programs

DRAFT

Swap VMT for LOS

Safety measures address all road users

Address Complete Streets Policy

FINAL

+ LOS eliminated

+ Safety measures address all road users

+ Address Complete Streets Policy

+ Greenways included

INVESTING *in* PLACE

Countywide Active Transportation

DRAFT

Up to 1 year to develop guidelines for new program

Set aside for non-infrastructure

FINAL

+ Up to 1 year to develop guidelines for new program

+ Set aside for non-infrastructure

INVESTING *in* PLACE

Subregional Equity Program

DRAFT

Transparent process with public participation

FINAL

+ Transparent process with public participation

ADA Paratransit & Student and Senior Discount

DRAFT

Provide up to one year to develop guidelines

FINAL

+ Provide up to one year to develop guidelines

INVESTING *in* PLACE

Local Return

DRAFT

Clarify Transit Oriented Communities (TOCs) eligibility

Eliminate local return “floor”

FINAL

+ Clarify Transit Oriented Communities (TOCs) eligibility

+ Eliminate local return “floor”

INVESTING *in* PLACE

General Recommendations

DRAFT

Complete Streets

Support TDM, not just capital projects

Eliminate first come, first served

Equity

FINAL

 Complete Streets

 Support TDM, not just capital projects

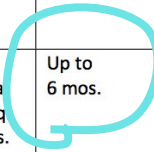
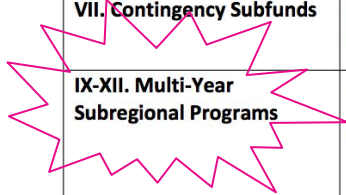
 Eliminate first come, first served

 Equity

INVESTING *in* PLACE

Measure M Guidelines Administrative Procedures Commitments

SECTION	COMPONENT	COMMENTS	TIMELINE	METRO	PAC
VI. Cashflow Management	Inter-program borrowing within the Multi-Year Subregional Program (MSP) and process for requesting funds	-Project Accel. -Shovel Ready	Up to 6 mos.	Planning OMB Treasury	
VII. Contingency Subfunds	Contingency Subfund account details will be further developed		12 mos.	Planning OMB Treasury	
IX-XII. Multi-Year Subregional Programs	Administration of and procedures for determining Multi-Year Subregional Programs 5 year plans, project readiness, and other criteria	- Perf. Meas. - Addl. Criteria - SBD/DBE Req - Complete Sts. Competitive Proj. Select.	Up to 6 mos.	Planning -Financial -Long Range -Active Trans -Goods Mvmt Highway Cap. OEI	
XIII. Transit Multi-Year Subregional Programs	Street Car Circulator Projects details and administrative criteria		12 mos.	Planning	
XIX. Subregional Equity Program	Additional details regarding the evaluation and administrative process for the Subregional Equity Program	- Transparent Proj. Selection Process	12 mos.	Planning OMB	
XIV. Metro Active Transportation	Metro Active Transportation Program (2%) administrative procedures and funding criteria	-Vision Zero - Perf. Meas.	12 mos.	Planning Highway Cap.	
XV. 2% System Connectivity Projects (Highway Construction Subfund)	> Highway Systemwide Connectivity 2% program administrative criteria and funding availability > Administrative procedures for the Metro Goods Movement Strategic Plan and competitive funding program	- Coord. with Goods Mvmt Strat Plan - Addl. Criteria - Green Streets -Perf. Meas.	12 mos. 12 mos.	Planning -Active Trans -Good Mvmt Congestion Red.	
XVI. 2% System Connectivity Projects (Transit Construction Subfund)	> Transit Systemwide Connectivity 2% program administrative criteria and funding availability > Administrative procedures for the Transit Systemwide Connectivity 2% competitive funding program, including eligible uses and evaluation criteria		12 mos. 24 mos.	Regional Rail Planning	
XVII. Visionary Project Seed Funding	Visionary Project Seed Funding criteria and administrative selection process	- Local Match Requirement	6 mos.	OEI	
XVIII. Countywide BRT Expansion	Updated study and review of proposed BRT corridors identified in the 2013 BRT and Street Improvement Study, including performance metrics	- Coord. with Countywide BRT	24 mos.	Planning Operations	



Multiyear Subregional Programs (MSP)

- **Multiyear Subregional Programs (MSP)**
 - Support up to a one year extension to develop this program
 - **Now up to 6 months**
 - **By September - already have been 3 MONTHS into the process**
 - **COG Executive Staff meet regularly - we need to as well to engage effectively/impact**
 - Remove explicit references for Mobility Matrices for determining eligibility
 - **Addressed**
 - **Now we can throw out the bad, add new projects**
 - Include advance planning funding and program administration
 - **The adopted guidelines allow up to 0.5% of each Multiyear Subregional Program to be spent on program administration.**

T/P/S - Think, Pair, Share

What do you think should be included in the MSP?

- K-12 students get extra points for their mobility issues?
- Get an equity definition that defines high need areas?
- Include collision data to address safety for all users?

Measure M Subregional Programs

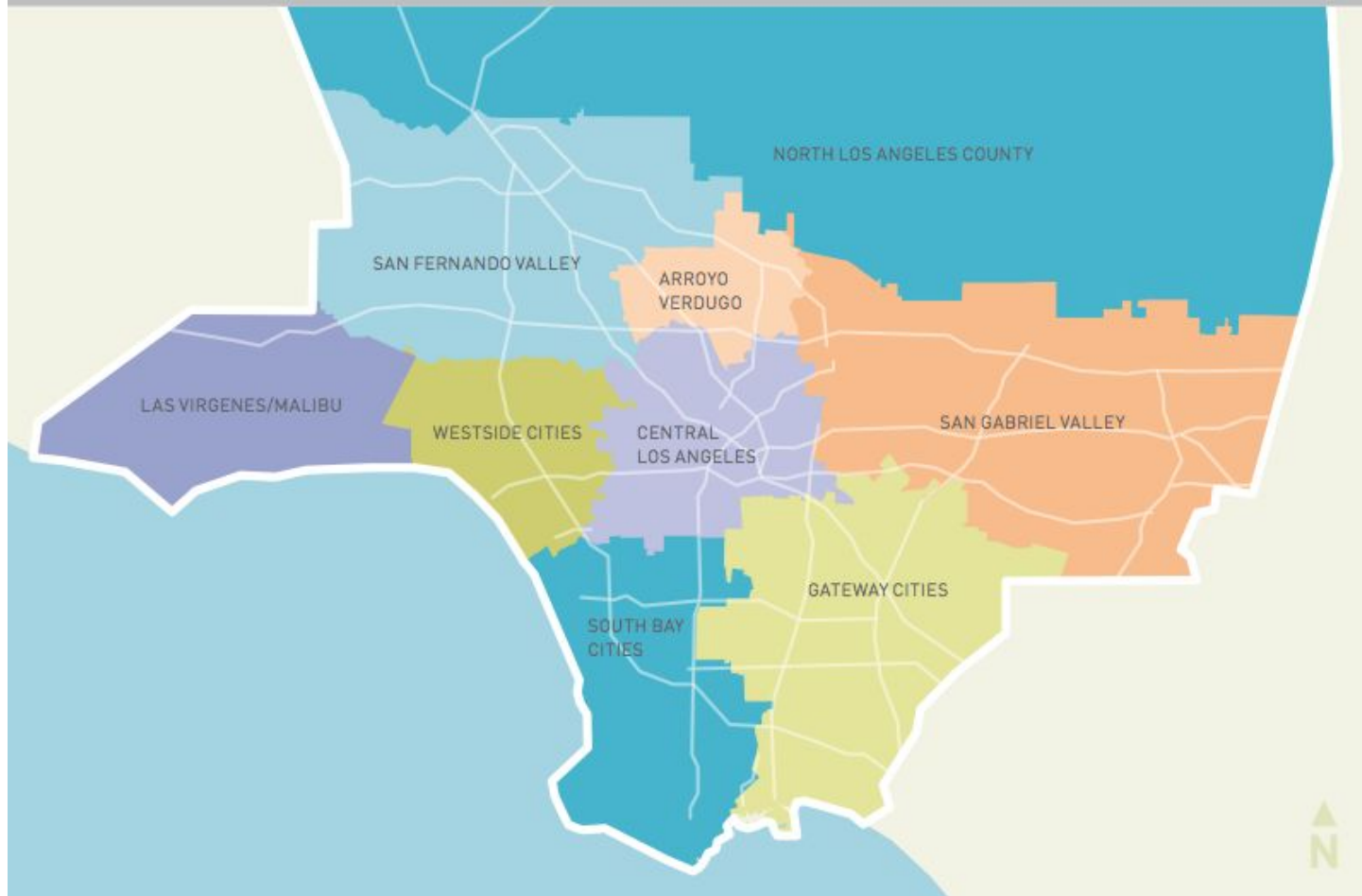
(Compiled by Investing in Place, January 2017)

Subregion	Multi-Year Subregional Program	Measure M \$\$	Total
Arroyo Verdugo	Active Transportation Projects*	\$136,500	\$1,390,700
	Arroyo Verdugo Projects to be Determined	\$110,600	
	Goods Movement Projects	\$81,700	
	Highway Efficiency, Noise Mitigation, and Arterial Projects	\$602,800	
	Modal Connectivity and Complete Streets Projects*	\$202,000	
	Transit Projects	\$257,100	
Central LA	Active Transportation, 1st/Last Mile, & Mobility Hubs *	\$215,000	\$1,812,000
	BRT and 1st/Last Mile Solutions e.g. DASH	\$250,000	
	Freeway Interchange and Operational Improvements	\$195,000	
	LA Streetscape Enhance. & Great Streets Program*	\$450,000	
	Los Angeles Safe Routes to School Initiative*	\$250,000	
	Public Transit State of Good Repair Program	\$402,000	
	Traffic Congestion Relief/Signal Synchronization	\$50,000	
Gateway Cities	Active Transportation Program*	TBD	\$1,000,000
	I-605 Corridor "Hot Spot" Interchange Improvements	\$1,000,000	
Las Virgenes-Malibu	Active Transportation, Transit, and Tech. Program*	\$32,000	\$296,000
	Highway Efficiency Program	\$133,000	
	Modal Connectivity Program	\$68,000	
	Traffic Congestion Relief and Improvement Program	\$63,000	
North County	Active Transportation Program*	\$264,000	\$1,550,000
	Arterial Program	\$726,130	
	Goods Movement Program	\$104,000	
	Highway Efficiency Program	\$128,870	
	Multimodal Connectivity Program	\$239,000	
	Transit Program	\$88,000	
San Fernando Valley	n/a – as SFV subregional dollars are identified as projects, not programs per the Measure M ordinance	n/a	n/a
San Gabriel Valley	Active Transportation Program (Including Greenway Proj.)*	\$231,000	\$1,348,000

Measure M Guidelines Administrative Procedures Commitments

SECTION	COMPONENT	COMMENTS	TIMELINE	METRO	PAC
VI. Cashflow Management	Inter-program borrowing within the Multi-Year Subregional Program (MSP) and process for requesting funds	-Project Accl. -Shovel Ready	Up to 6 mos.	Planning OMB Treasury	
VII. Contingency Subfunds	Contingency Subfund account details will be further developed		12 mos.	Planning OMB Treasury	
IX-XII. Multi-Year Subregional Programs	Administration of and procedures for determining Multi-Year Subregional Programs 5 year plans, project readiness, and other criteria	-Perf. Meas. - Addl. Criteria - SBD/DBE Req. - Complete Sts. Competitive Proj. Select.	Up to 6 mos.	Planning -Financial -Long Range -Active Trans -Goods Mvmt Highway Cap. OEI	
XIII. Transit Multi-Year Subregional Programs	Street Car Circulator Projects details and administrative criteria		12 mos.	Planning	
XIX. Subregional Equity Program	Additional details regarding the evaluation and administrative process for the Subregional Equity Program	- Transparent Proj. Selection Process	12 mos.	Planning OMB	
XIV. Metro Active Transportation	Metro Active Transportation Program (2%) administrative procedures and funding criteria	-Vision Zero - Perf. Meas.	12 mos.	Planning Highway Cap.	
XV. 2% System Connectivity Projects (Highway Construction Subfund)	> Highway Systemwide Connectivity 2% program administrative criteria and funding availability > Administrative procedures for the Metro Goods Movement Strategic Plan and competitive funding program	- Coord. with Goods Mvmt Strat Plan - Addl. Criteria - Green Streets -Perf. Meas.	12 mos. 12 mos.	Planning -Active Trans -Good Mvmt Congestion Red.	
XVI. 2% System Connectivity Projects (Transit Construction Subfund)	> Transit Systemwide Connectivity 2% program administrative criteria and funding availability > Administrative procedures for the Transit Systemwide Connectivity 2% competitive funding program, including eligible uses and evaluation criteria		12 mos. 24 mos.	Regional Rail Planning	
XVII. Visionary Project Seed Funding	Visionary Project Seed Funding criteria and administrative selection process	- Local Match Requirement	6 mos.	OEI	
XVIII. Countywide BRT Expansion	Updated study and review of proposed BRT corridors identified in the 2013 BRT and Street Improvement Study, including performance metrics	- Coord. with Countywide BRT	24 mos.	Planning Operations	

Los Angeles County Subregions



Who has a constituency for one of the following subregion/COG?

Arroyo Verdugo

Central Los Angeles

Gateway Cities

Las Virgenes

North Los Angeles

San Fernando Valley

San Gabriel Valley

South Bay Cities

Westside Cities

Start the presentation to activate live content

If you see this message in presentation mode, install the add-in or get help at PollEv.com/app

Engaging with the COGs/subregions

What do we know about the COGs?

How many in the room have worked with their respective COG?

****Looking for speakers to share their experience at the COG Forum - Monday, Sept 18th**

What's Next for Investing in Place

- **Supporting better bus service: Bus Network revisions, Customer Experience Committee and Measure M Bus Rapid Transit**
- **Landscape analysis regarding land use and transportation in the LRTP**
- **2% ATP**
- **City of Los Angeles - Tripping Point in Walktober (Advocacy summit on fixing LA's sidewalks, crosswalks, bus stops and urban tree canopy)**

Important Dates

INVESTING *in* PLACE

July/August/ September

- **This Week**
 - TH Jul 20th - Ad-Hoc Customer Experience Committee
 - TH Jul 20th - SCAG ATP workshops 7/20
 - FRI Jul 21st - SB 1 workshop at Metro
 - **RECESS - August - Metro and PAC**
 - **T Aug 22nd - 45 minute strategy call**
 - **T Sept 12th - Metro PAC Meeting**
 - **M Sept 18th - COG Forum**
-