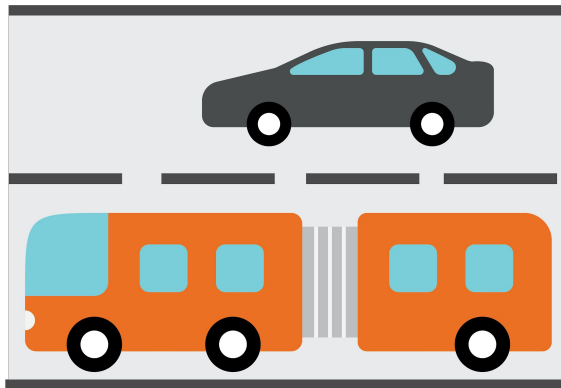



#JustGrowth Webinar

December 6, 2018



INVESTING *in* PLACE

Agenda

Presenters:



Naomi Iwasaki
Deputy Director




Alfonso Directo
Policy Analyst

INVESTING *in* PLACE

- ❑ #JustGrowth
- ❑ Making All Trips Visible
- ❑ Mobility Campaigns
- ❑ Vision for 2019

#JustGrowth

#JustGrowth Concept

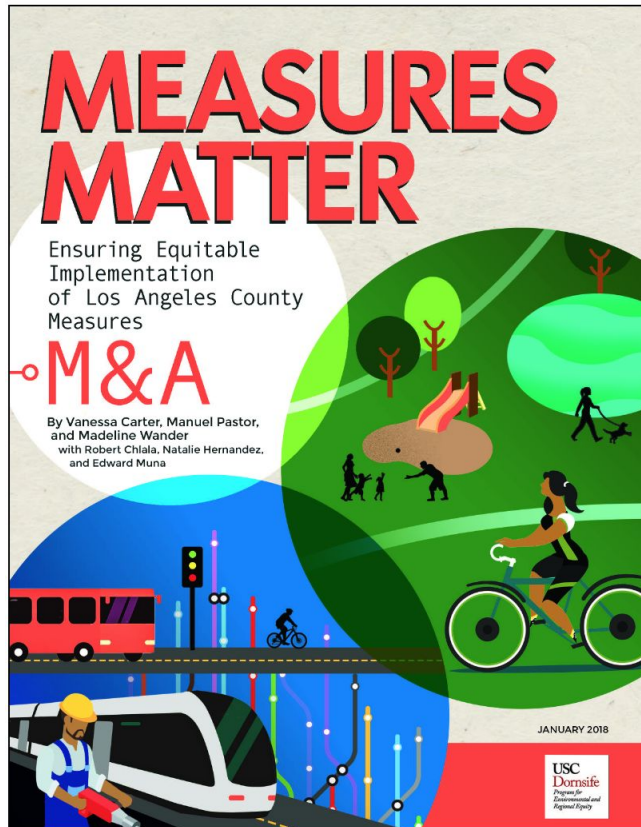


Regions that work toward racial inclusion and income equality have **stronger and more resilient economic growth.**

Underinvestment in each other makes us less competitive as regions and as a nation.

#JustGrowth Year in Review

January



January 2018:
Measures Matter

INVESTING *in* PLACE

#JustGrowth Year in Review

February




**February 2018:
Metro Equity
Platform Framework**

INVESTING *in* PLACE

#JustGrowth Year in Review

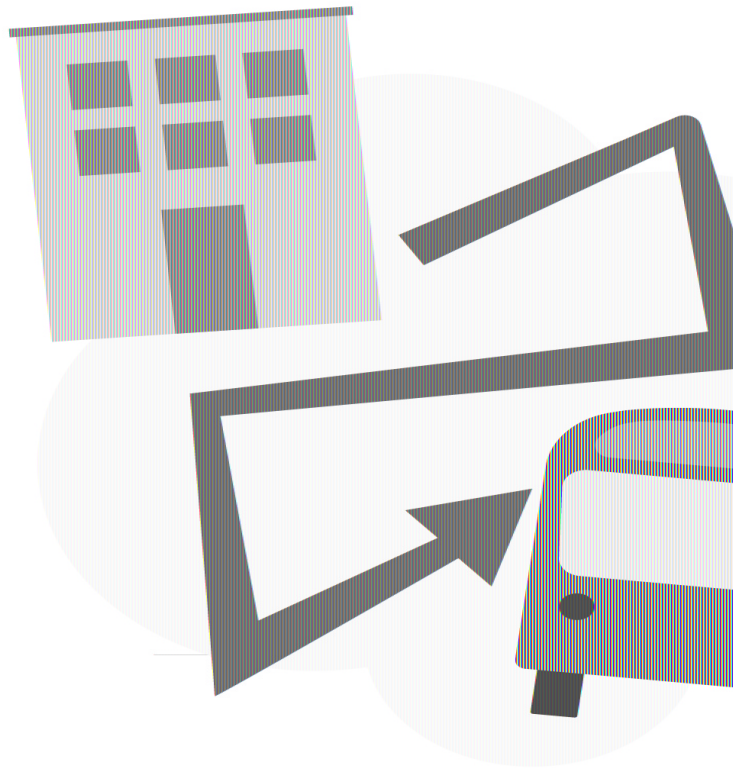
March



March 2018:
#JustGrowth webinar
+ work group

#JustGrowth Year in Review

June



June 2018:
**Transit Oriented
Communities (TOC)
policy adopted**

#JustGrowth Year in Review

Summer




Summer 2018:
Metro Equity work
groups

INVESTING *in* PLACE

#JustGrowth Year in Review

October



October 2018:
For Good Measure

INVESTING *in* PLACE

#JustGrowth Year in Review

2018



January 2018 : Measures Matter

February 2018: Metro Equity Platform Framework

March 2018: #JustGrowth webinar + work group

June 2018: Transit Oriented Communities policy adopted

Summer 2018: Metro Equity work groups

October 2018: For Good Measure

December 2018: Metro speaker series + #JustGrowth webinar

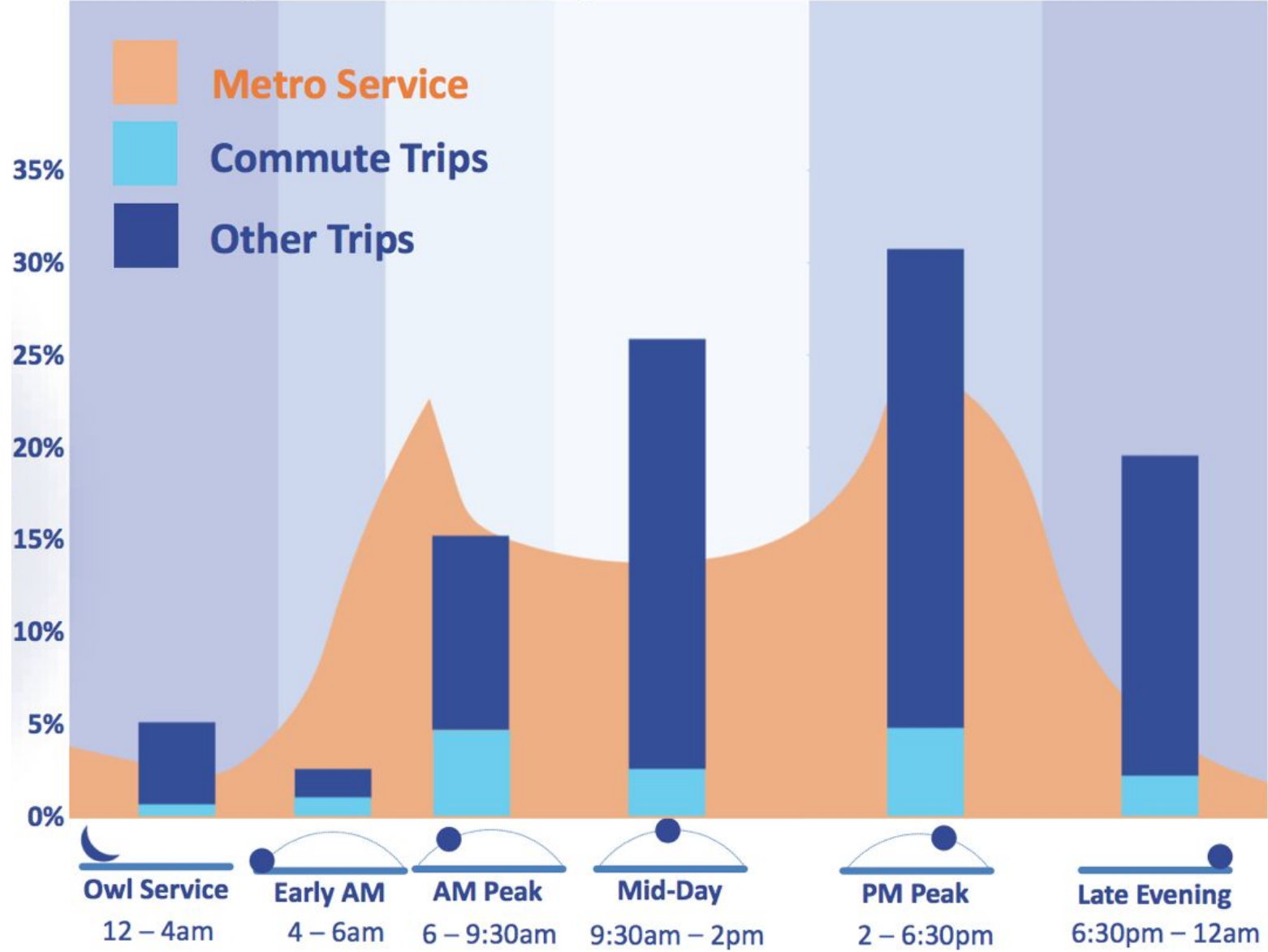
Making All Trips Visible

Planning for the Peak



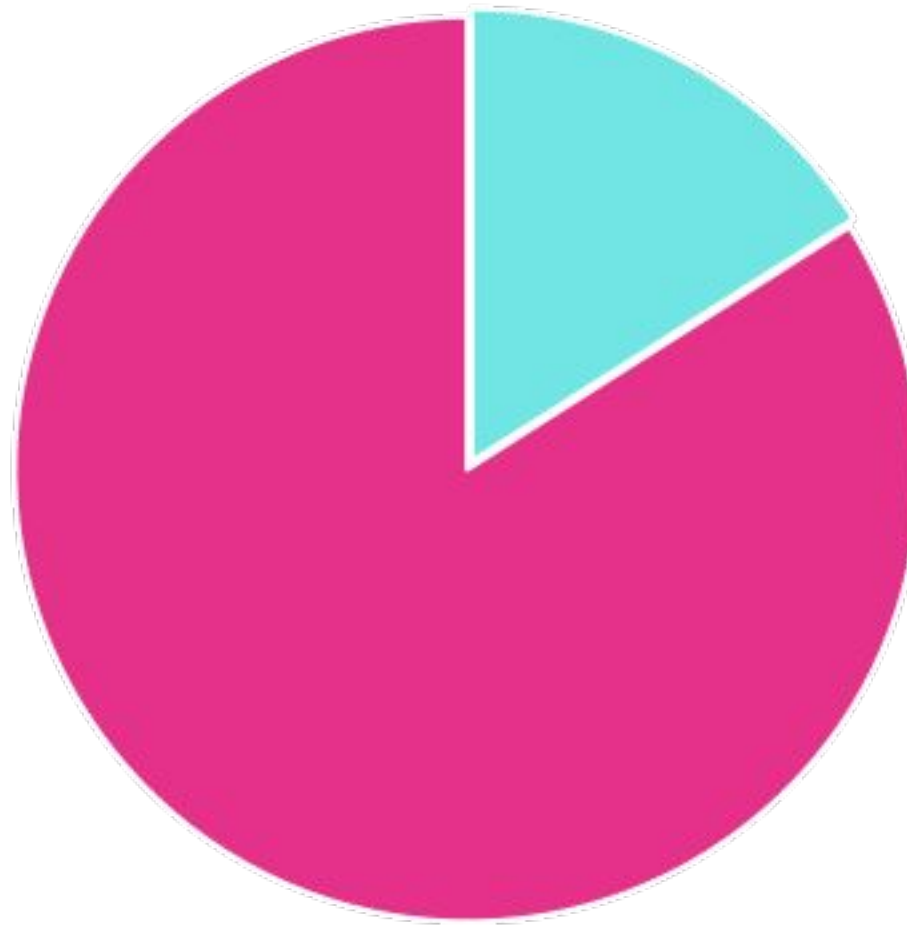
INVESTING *in* PLACE

Travel and Operations by Time of Day



Source: Metro NextGen Bus Study

Communities, not Commutes



16% of trips for work

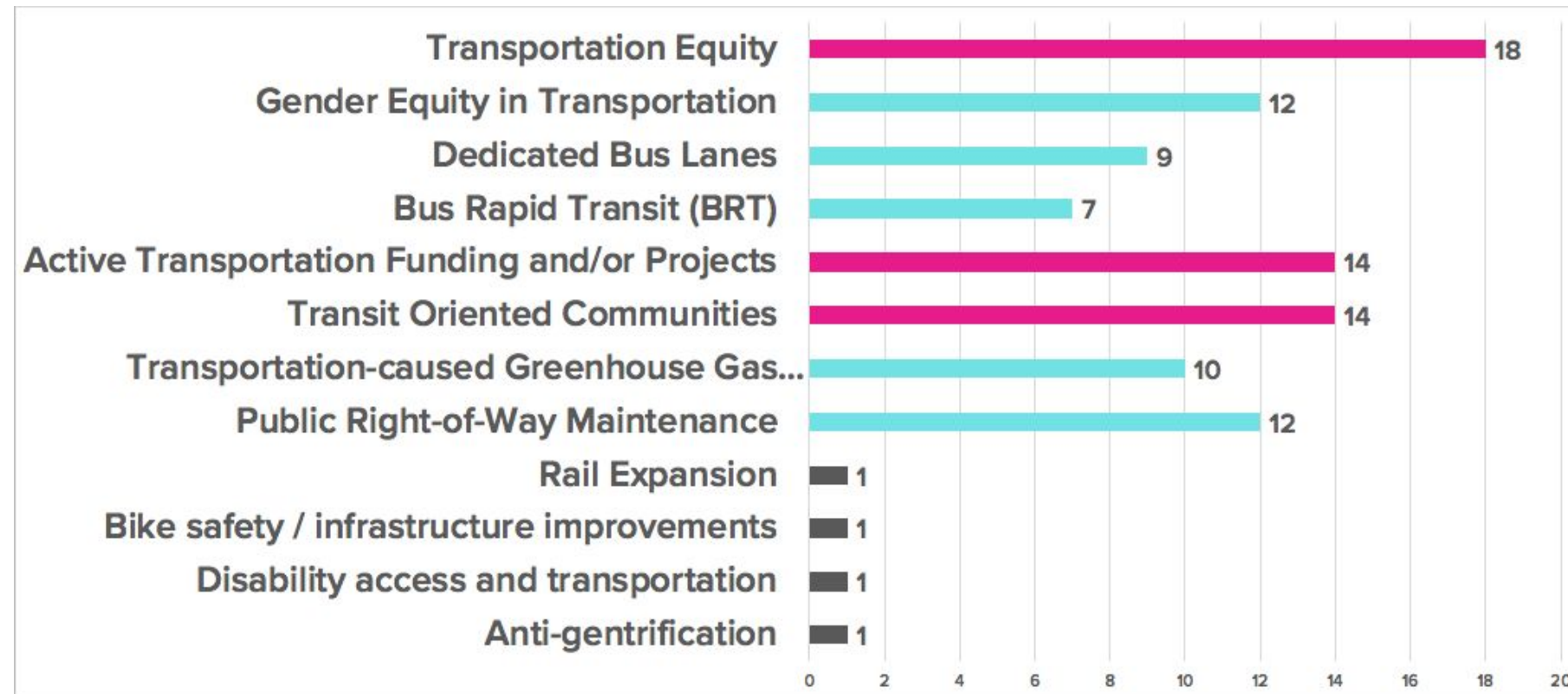
Who is making the 84%
of non-work trips?

Mobility Campaigns

Mobility Campaigns in 2019

What transportation issues most align with your goals and work? (Select all that apply)

22 responses



Mobility Campaigns in 2019

- ❑ Metro Equity Platform Framework
- ❑ Transit Oriented Communities
- ❑ Metro 2% ATP + Multiyear Subregional Programs
- ❑ Gender Equity in Transportation
- ❑ City of Los Angeles public right-of-way
- ❑ Transportation-caused greenhouse gas emissions
- ❑ Bus Service: dedicated lanes, bus shelters, frequency

Metro Equity Platform

Pillar	Deliverables
Define and Measure	<ul style="list-style-type: none">• Shared definition of equity• Define performance metrics
Listen and Learn	<ul style="list-style-type: none">• Engagement forums with community members• Build local government capacity in underserved communities
Focus and Deliver	<ul style="list-style-type: none">• Performance-based transportation investment decisions• Role in displacement and affordable housing
Train and Grow	<ul style="list-style-type: none">• Quantitatively evaluate equity• Communicate and work with communities

Metro Equity Platform

Equity Platform + All Trips?

- Using the right data
- Application to Measure M




Transit Oriented Communities (TOC)

Transit Oriented Development

Community development that includes a **mixture of land uses** (housing, office, retail and/or other amenities) integrated into a **walkable** neighborhood and located within a **half-mile of quality public transportation**.


Transit Oriented Communities

“Metro’s vision goes beyond TOD to focus on compact, walkable and bikeable places in a **community context** (rather than focusing on a single development parcel), **integrated with transit**.”



Transit Oriented Communities (TOC)

- TOC policy adopted - June 2018
- Metro staff developing TOC Framework Paper
- **Implementation Plan**
- **Performance Metrics**



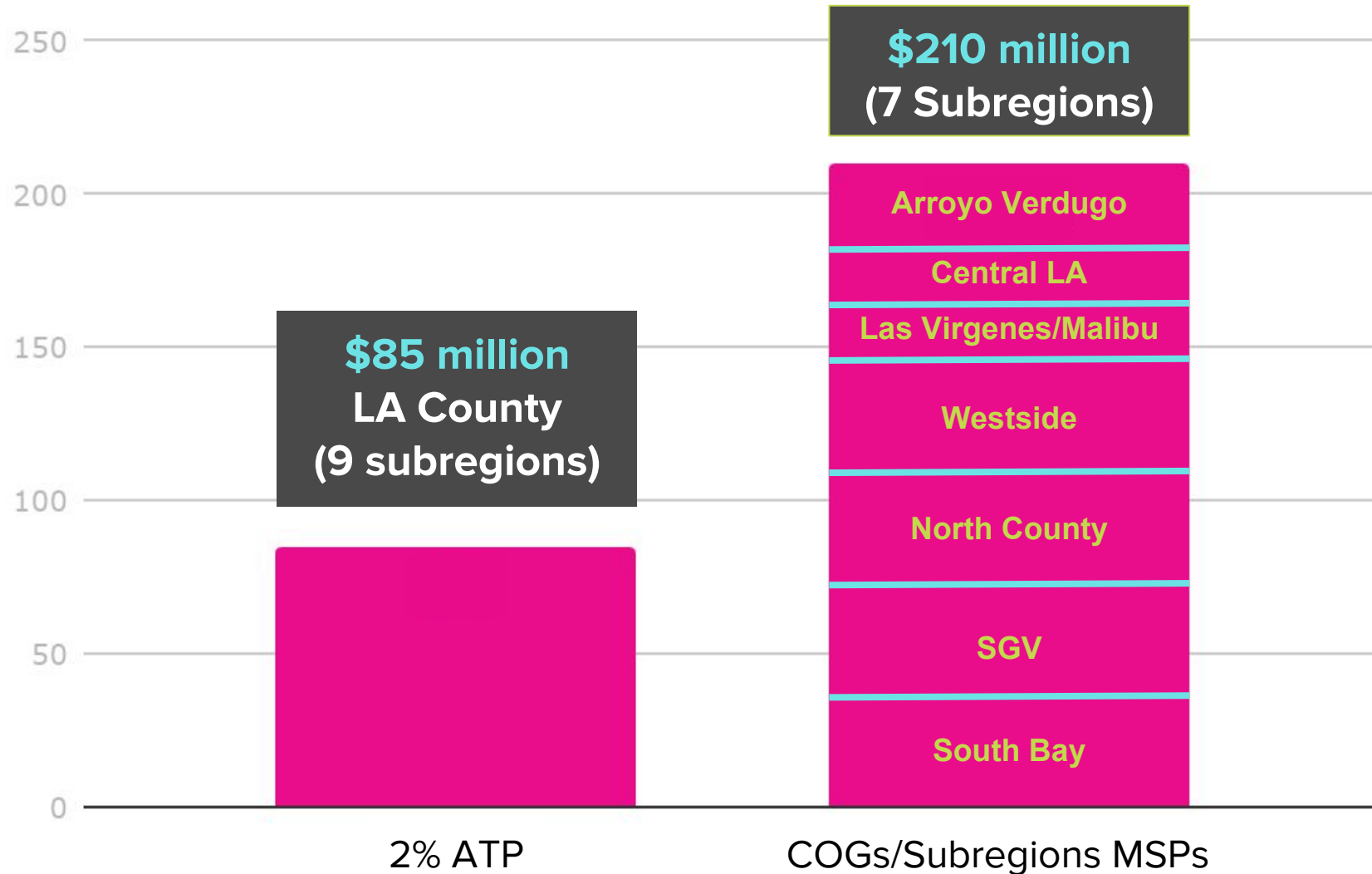
Transit Oriented Communities (TOC)

TOC Policy + All Trips?

- Identifying existing and potential transit riders
- First/last mile investments
- Development guidelines
- Impacts housing and local businesses



Measure M Active Transportation Funds (over 5 years)



Measure M - 2% Active Transportation

- First ever **regional** Active Transportation funding (~\$17m/year)
- Multi-modal connectivity and regional network
- MSPs (allocated) and regional program (competitive)

Measure M - 2% Active Transportation

Active Transportation Funding + All Trips?

- Currently lacking a policy for investment
- Active Transportation Strategic Plan + equity/high-needs locations
- Supporting transit access requires all trip data



Mobility Campaigns in 2019

- ✕ **Metro Equity Platform Framework**
- ✕ **Transit Oriented Communities**
- ✕ **Metro 2% ATP + Multiyear Subregional Programs**
- ☐ **Gender Equity in Transportation**
- ☐ **City of Los Angeles public right-of-way**
- ☐ **Transportation-caused greenhouse gas emissions**
- ☐ **Bus Service: dedicated lanes, bus shelters, frequency**

Upcoming PAC Meeting

Metro Policy Advisory Council (PAC) meeting

Tuesday December 11, 1:30p - 3:30p

Metro Headquarters - 1 Gateway Plaza, 15th floor

Conference Call Number: (312) 757-3121

Access Code: 883-934-853

Vision for 2019

Vision for 2019



INVESTING *in* PLACE

Vision for 2019

Measure M



INVESTING *in* PLACE

Vision for 2019

Measure M

SB 1



INVESTING *in* PLACE

Vision for 2019

#JustGrowth



INVESTING *in* PLACE



Questions?